



Company Presentation

MARCH 2010

- Vision and Mission
- Group History, Management, Company Structure
- Geographic Setup
- Business Strategy
- Top Consulting Services Position in CEE
- Strategic Alliances
- Target Markets and References
- Key Data
- Outlook

- We will extend our strong position in the fields of IT consulting, solutions and services in Central and Eastern Europe, as well as Germany, Austria and Switzerland, with a clear focus on international and regional customers.
- We will continue to grow our services (Managed Services) and consulting (Business Solutions) businesses by means of organic growth and M&A. Enterprise Systems will grow organically, improve gross margins and focus on consulting and service provision projects.
- We provide comprehensive IT strategies, business processes and systems for large and medium-sized enterprises.
- We are well-known experts in the fields of manufacturing, insurance, retailing, telecommunications, banking, utilities and energy supply, public administration, and of course in the IT sector.
- Our profitability is in line with our peer-group, thus providing upside potential for the development of our share price.
- Our employees enjoy working for S&T – they are motivated and loyal, and we provide them with opportunities for long-lasting and valuable cooperation and development.

- S&T is the leading IT company in Central and Eastern Europe, as well as in Germany, Austria, Switzerland, and also has offices in China und Japan. We provide comprehensive IT strategies, business processes and systems for large and medium-sized enterprises.
- The excellent industry and technical expertise of our staff enable us to improve and operate critical IT installations for and with our customers.
- We create added value and return on investment for our customers along the entire IT value-adding chain.
- Our employees enjoy working for S&T, and we offer them development opportunities for a long-lasting and valuable cooperation. We are one of the preferred employers in the IT sector in our region.

Mission Statement „we create values“



We raise added-value for our customers, partners, shareholders and also the countries we operate in. We do this by living our own values that are PASSION, INNOVATION, EXPERTISE and PARTNERSHIP.

PASSION

Many people in the business world think brains and brawn are what really count. At S&T, we are convinced that heart and passion are also needed. Our employees show true commitment to their work and find meaning in the tasks assigned to them. Only those who accept challenges with honest enthusiasm and dedication will be able to ensure long-term profits and success.

INNOVATION

There are people who spend a lot of time analyzing the future. We prefer to take the future into our own hands. The underlying key is innovation, which is why S&T embodies a corporate culture promoting creative and pro-active individuals. In turn, this requires a willingness to take risks, forge new paths and believe in the power of vision.

EXPERTISE

A company such as S&T can only be as good as the people who work for us. Their know-how, experience and cultural diversity comprise our most valuable asset. We never lose sight of this fact. Therefore, true expertise for us begins with the careful selection and professional training of our employees. It's not for nothing that they rank among the most sought-after people in our industry.

PARTNERSHIP

We're not satisfied having a "good customer relationship". At S&T, we consider cooperation with customers to be a partnership based on mutual trust and respect. Thinking and behavior are designed to achieve a common goal: finding the best solution for every challenge, no matter how difficult it is. That's also one of the reasons why partnerships with our customers are so long-lasting.

Group History



- 1993** Establishment of S&T Slovakia, S&T Bulgaria and S&T Ukraine
- 1994** Establishment of S&T Romania
- 1995** Establishment of S&T Moldova
- 1996** Establishment of S&T Yugoslavia
- 1998** Shares floated on the EASDAQ stock market (now NASDAQ Europe)
- 1999** Establishment of S&T Hungary
Acquisition of Hermes Plus with offices in Slovenia, Croatia, Bosnia-Herzegovina and Macedonia
Take over of ICOS in Slovenia
- 2000** Acquisition of Soft-Tronik in Ukraine and Largo Systems in Poland
Establishment of S&T International in Russia

- 2001** Acquisition of Aster in Slovenia and INNET Kft. in Hungary
Acquisition of Neos Computer and its 100% owned subsidiary GCC Services in the Czech Republic as well as Netway Computer Systems in Romania
- 2002** Expansion in Latvia and Montenegro
Takeover of Protek in Turkey
- 2003** Acquisition of Epsilon in Croatia
Acquisition of Atlantis in Slovenia
Acquisition of Fujitsu Services subsidiaries in 7 countries: Greece, Malta, Poland, Romania, Slovakia, Czech Republic, Hungary
Switch to being listed on the Vienna Stock Exchange (from 11 April, 2003)
- 2004** Takeover of ITS Intertrade Sistemi in Slovenia

- 2005** Acquisition of InfoNet Projekt in Croatia and the SAP specialists EFP
Acquisition of SITO in Serbia
Takeover of T-Systems DSS and Computacenter in Austria
Acquisition of VARIAS in Slovakia
Sales of subsidiaries in Greece and Latvia (S&T Hellas S.A. and S&T Latvia SIA)
- 2006** Acquisition of the ERP specialists BEELC in Poland
Takeover of Grall Group in Czech Republic
Acquisition of Unitis in Hungary
Takeover of T-Systems Turkey
Sale of S&T Malta
- 2007** Takeover of IMG – The Information Management Group (IMG)
Sale of IMG Americas Inc.
- 2008** Expansion of the Executive Board to four members and implementation of a new group structure focused on the BS and IS business units
- 2009** Strategic partnership in Russia with the Amphora Group

Ownership Structure

Shareholder Structure

(AT: May 2009 as reported by the company Pursuant to §91 stock exchange law)

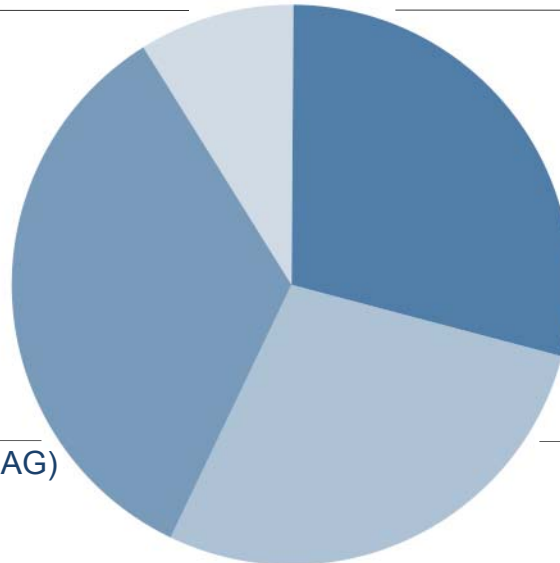
S&T Ordinary Shares: 3,585,017
of which approximately 34% are widespread

9% Capital Bank - GRAWE Gruppe AG

29 % AvW Gruppe AG & AvW Invest AG

34% Free Float

(hereof 5% BAWAG P.S.K. Versicherung AG)



28% Thomas Streimelweger

S&T has been listed on the Vienna Stock Exchange since April 11, 2003.
Since March 2002, there has been an ADR Level I program with the Bank of New York.

As informed according to
§91 Stock Exchange Act. Per 12.05.2009

Executive Board



Christian Rosner
CEO



Peter Trawnicek
COO BS

Martin Bergler
CFO



Peter Sturz
COO IS

Chairman of the Supervisory Board

Ing. Mag. Thomas Streimelweger

Deputy Chairman of the Supervisory Board

Univ.-Prof. Dr. Reinhard Moser

Members of the Supervisory Board

Dr. Wolfgang Auer von Welsbach

Mag. Andreas Frech

Dkfm. Dr. Franz Jurkowitsch

Dr. Viktoria Kickingner

DDr. Karl-Michael Millauer

Ing. Karl Nigl

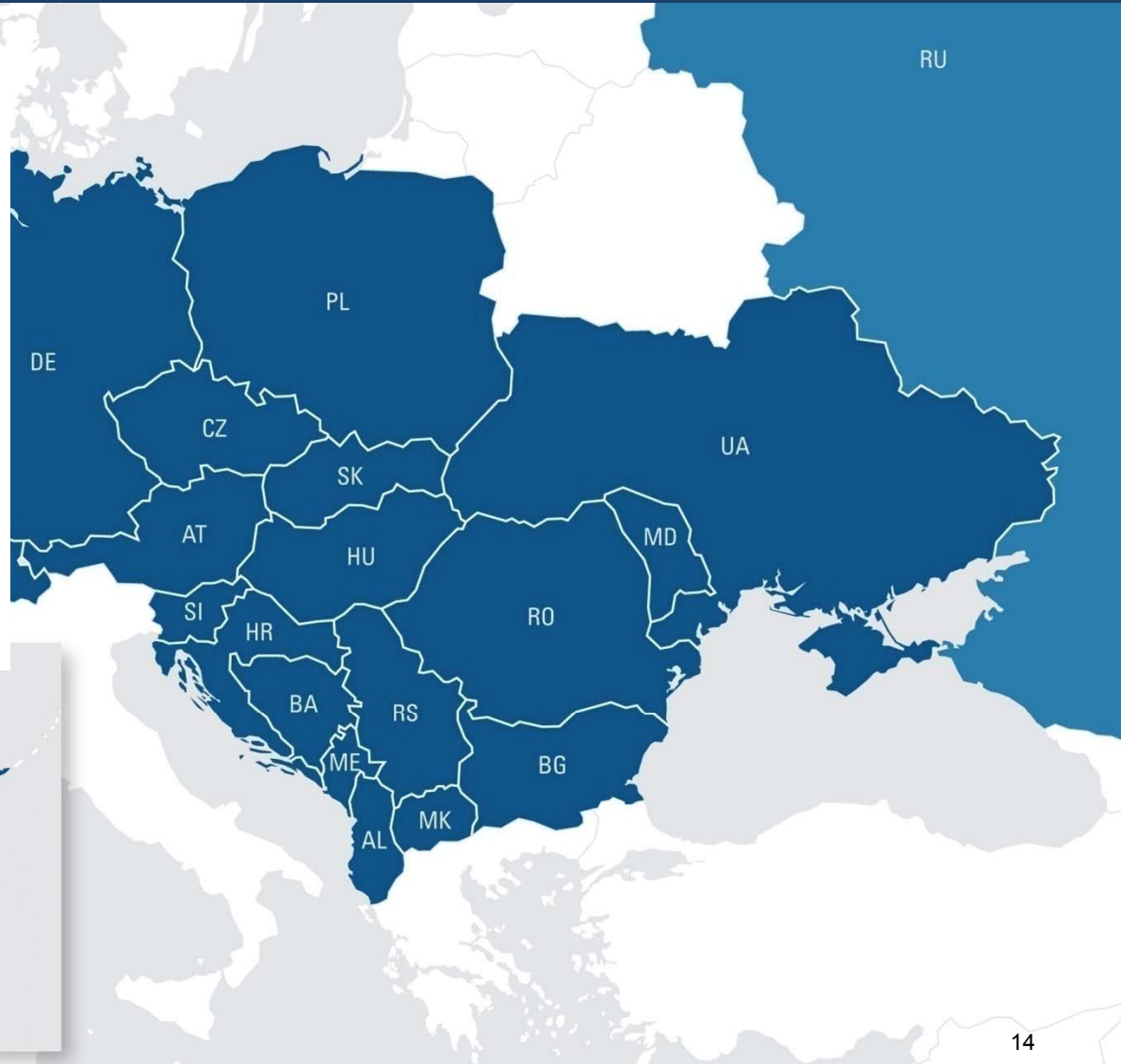
Dr. Ernst Nonhoff

Dr. Kurt Waniek

Unique Geographic Presence in CEE, Germany, Austria and Switzerland

S&T

- a leading IT company and operates in 21 countries, including two minority shareholdings in China and Russia.
- among the top 5 in most of the countries
- uses the potential of growthmarkets
- active in 21 countries with around 2,600 specialists



Subsidiaries and Offices [1/4]

Germany

Offices: Munich, Frankfurt, Walldorf

Employees: 147

Poland

Offices: Krakow, Warsaw, Bialystok, Bydoszcz, Gdansk, Katowice, Lodz, Lublin, Poznan, Rzeszow, Szczecin, Wroclaw

Employees: 313

Switzerland

Offices: Zurich, St. Gallen

Employees: 45

Czech Republic

Offices: Prague, Brno, Ceske, Budejovice, Ostrava, Liberec, Mladá, Boleslav, Pardubice, Olomouc, Plzen

Employees: 261

Austria

Offices: Vienna, Graz, Linz, Salzburg, Innsbruck

Employees: 363 (incl. HQ)

Hungary

Offices: Budaörs

Employees: 139

Slovakia

Offices: Bratislava, Zilina, Banska-Bystrica, Kosice

Employees: 150



Subsidiaries and Offices [2/4]

Russia

Offices: Moscow
Employees: 57

Ukraine

Offices: Kiev
Employees: 162

Moldova

Offices: Chisinau
Employees: 35

Romania

Offices: Bucharest, Timisoara
Employees: 225

Bulgaria

Offices: Sofia, Plovdiv, Varna, Bourgas
Employees: 46

Employees: Full Time Equivalent End of Year 2009



Subsidiaries and Offices [3/4]

Slovenia

Offices: Ljubljana, Celje, Koper, Maribor
Employees: 294

Bosnia-Herzegovina

Offices: Sarajevo, Banja Luka
Employees: 7

Croatia

Offices: Zagreb, Split, Rijeka, Osijek
Employees: 167

Serbia

Offices: Belgrade, Novi Sad
Employees: 76

Montenegro

Offices: Podgorica
Employees: 6

Albania

Offices: Tirana
Employees: 9

Macedonia

Offices: Skopje
Employees: 33



Subsidiaries and Offices [4/4]

China

Offices: Shanghai, Beijing

Employees: 32

CN

JP

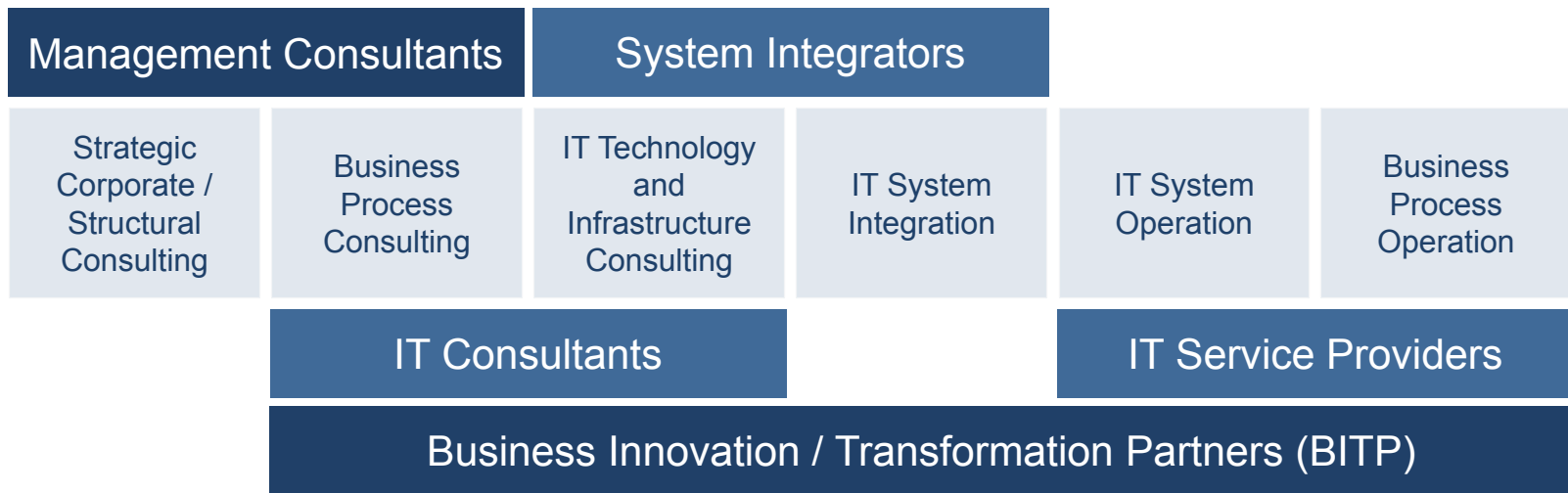
Japan

Offices: Tokyo, Osaka

Employees: 105



Positioning as Business Innovation / Transformation Partner



Core Fields of Infrastructure Solutions and Business Solutions

S&T Portfolio

Infrastructure Solutions

IT Consulting Services

- Information Security Consulting
- IT Architecture Consulting

Value Add IT Procurement

- Infrastructure & Supplies Management
- License Management
- Logistics Warehouse Configuration

IT Infrastructure Services

- Server Solutions
- Storage Solutions
- Network & Communications Solutions
- Security Solutions
- Infrastructure Management Software

Managed IT Operations

- Workplace Management
- Data Center Services

Business Solutions

Business Process Reengineering

- Company Process Evaluation and Design

Corporate Business Services

- Support Process Implementation with focus on FI, CO, HR, BI, DM, ECM, Portals, EAI, ...

Industry Specific Services

- Core Process Implementation with focus on
- ERP, CRM, PLM, SCM, ...

Software Engineering

- Software development and adaption

SAP Managed Services

- Hosting and maintenance of SAP based software solutions

IT Strategy and Processes

- IT Strategy, Organization and Processes

No. 1 Consulting Provider in CEE 2009



Rank	Vendor	2008	Market Share (%) 2008
1	S&T	150	9.2
2	Deloitte	128	7.9
3	IBM	93	5.7
4	Ernst & Young	75	4.6
5	Accenture	74	5.5
6	Alcatel-Lucent	66	4.1
7	PricewaterhouseCoopers	61	3.7
8	SAP	50	3.1
9	KPMG	41	2.5
10	Oracle	39	2.4
	Other Service Vendors	853	52.3
	Total Market	1,630	100.0

- S&T ahead of Deloitte, IBM, Ernst & Young, SAP and Accenture
- The top 10 providers in Eastern Europe together held market share of 47.4% market share in 2008
S&T held 9.2% market share in 2008
- Gartner Report confirms:
 - S&T is reliable partner for its customers
 - S&T has strong expertise, strong revenue and regional strengths
 - S&T held its top position in 2008, despite the economic crisis

S&T: Top 1 Consulting Service Provider in Eastern Europe

Strategic Alliances



Business Solutions (BS) Strategic Partners



Infrastructure Solutions (IS) Strategic Partners



i n v e n t

EMC²

where information lives

ORACLE®



CISCO

IBM®

Microsoft®

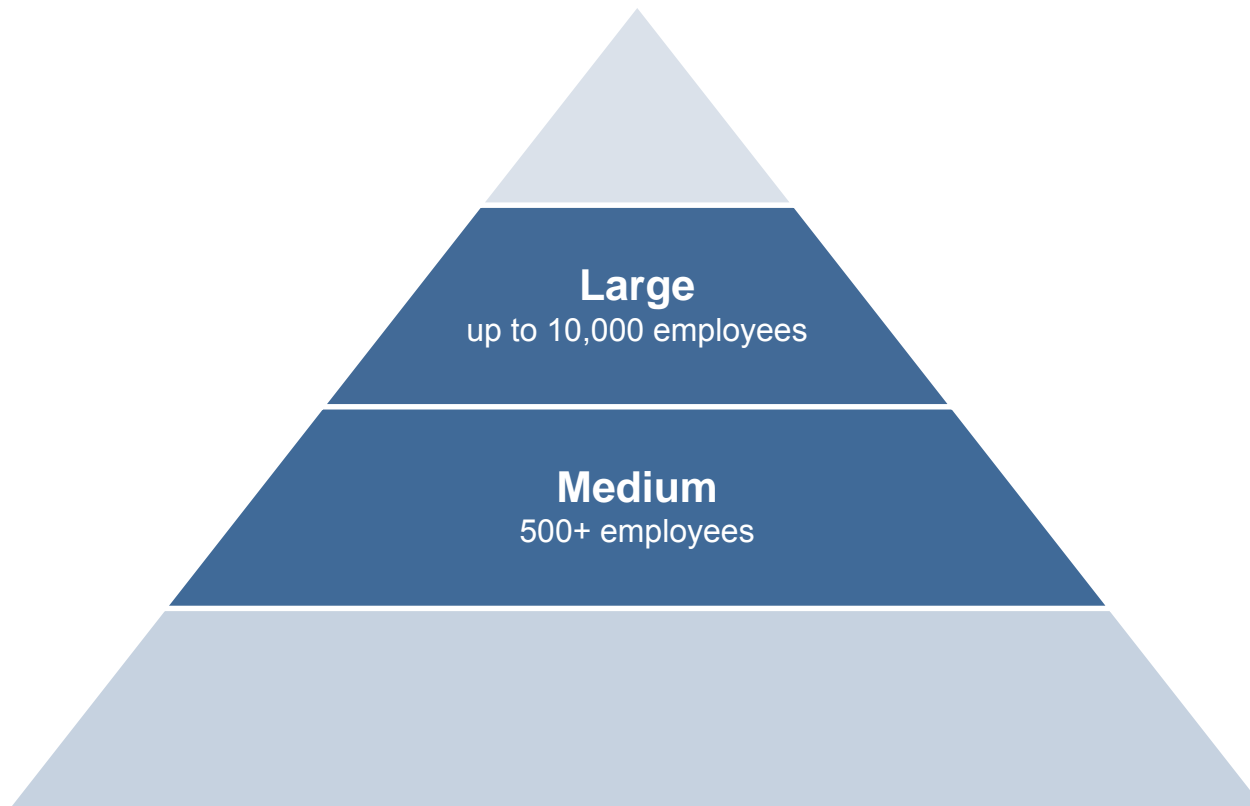
- S&T partners with Philips Medical Systems in five countries:
Czech Republic, Bulgaria, Slovakia, Romania, Moldova

- Our product portfolio:
 - Monitors
 - ECG machines
 - Defibrillators
 - Respirators
 - Anesthesia machines
 - Ultrasound appliances
 - Computer tomography, magnetic resonance, angiography systems
 - Infusion devices
 - Systems for automated dispensing of medicines
 - CytoCare robots

Target Markets & References



- S&T primarily caters for large and medium-sized enterprises with a strong presence and headquarters in CEE, Germany, Austria and Switzerland



Target Industry Sectors

Manufacturing

Process Manufacturing, Plant & Mechanical Engineering, Automotive, Consumer Goods

Trade

Banking

Insurance

S&T Target Industries

Telecommunication

Public Administration

Aerospace & Defense

Utilities

Target Sectors & Relevant References [1/4]

Manufacturing

ABB TurboSystems, CH
AMAG, AT
Andritz AG, AT
ArcelorMittal Kriviy Rig, UA
Arkas, TR
Barum Continental, CZ
Belinka, SI
Bosch-Rexroth, DE
Bucher-Guyer AG, CH
British American Tobacco, UA
Coca Cola HBC, BG
Dijamant Metalac, RS
Elster, SK
Embraco Slovakia, SK
ESPE Dental AG (3M), DE
Folex Imaging (Celfa Group), CH
Heidelberger Druckmaschinen, DE
Heineken Slovakia, SK
Holcim Bulgaria, BG
Holcim, RO
Holcim Slovakia, SK
Intel, RU

Invest Trade, HU
KasperskyLab, RU
Kolektor, SI
Kronopol (Swiss Krono Group), PL
LURA, HR
Makstil, MK
Mathys, CH
Mercedes Benz, TR
Mittal Steel Zenica, BA
Moldova Steel Works, MD
Nkt Cables, CZ
Nowaco, CZ
PCO, PL
Pregis, CZ
Respironics, CH
Sojaprotein, RS
Strabag, CZ
Sulzer Chemtec, CH
Trumpf, DE, CH
Vidima Ideal, BG
Voestalpine, AT

Financial Services

Alfa-Bank, RU
Alpha Bank, RS
Baltiyskiy Bank, RU
AOK/AOK Systems, DE
Bank –BCR, RO
Banka Celje, SI
Center-Invest Bank, RU
Ceska Sporitelna (Erste Bank), CZ
Credins Bank, AL
CSOB, CZ
Deutsche Bank, RU
Erste Bank Group, AT
First Investment Bank, AL
Generali Pojistovna, CZ
HVB, BA
ING Bank
Slaski S.A., PL
ING Pojistovna, CZ
KGAL, DE
Komerčni Banka, CZ
MICEX, RU
Moldinconbank, MD
National Bank, MK
National Bank of Greece
National Commercial Bank of Albania, AL

Oshchadbank, UA
Österr. Nationalbank, AT
Postal Saving Bank, RS
Procredit Bank, AL
PSHM-Opportunity Albania
Raiffeisen Bank Aval, UA
Raiffeisen Bank, AL
Raiffeisen Bank, RU
Raiffeisen Bulgaria, BG
Renaissance Capital, RU
Romanian Comercial Rosbank, RU
Russian Standard Bank, RU
Slovenska Sporitelna (Erste Bank), SK
Tirana Bank, AL
UniCredit Bank, SRB
UniCredit Leasing, CZ
UniCredit Bank, RU
Union Bank of Albania
Victoriabank, MD
VTB Bank, RU
WestLB, TR

Target Sectors & Relevant References [2/4]

Telecommunications

Astelit, UA
2K Group
Abissnet Sha., AL
Albanian Mobile
Communication
Albania Online
Albanian Post
Beeline (VimpelCom), RU
BH Telecom, BA
BTC, BG
CenterTelecom, RU
Eagle Mobile, AL
EniseyTelecom, RU
Kyivstar, UA
Makedonskii
Telekomunikacii, MK
Megafon, RU
Mobiltel AD, BG
Mobiltel, SI
Moldcell, MD
Motorola, BG
MTS, RU
Orange Moldova, MD
Orange Slovakia, SK
Orange Telecom, RU
Pannon GSM, HU
ProMonte, ME

Serbian Telecom, RS
SerbianBroad Band, RS
Slovak Telecom, SK
Telefonica O2 CZ, CZ
Telekom Austria AG, AT
Telekom Slovenije, SI
Telenor, RS
T-Mobile, HR, CZ, SK
Ukrtelecom, UA
VIPNet, HR
VIPNet, RS
Vivatel, BG
Vodafone, AL
Vodafone, CZ

Utilities & Energy Suppliers

AlstomPower, PL
BP, TR
CEPS, CZ
East Slovakian
Waterworks, SK
E.ON Bulgaria, BG
Electric Power, RS
Elektrani Mak., MK
Energie AG OÖ, AT
General Electric, TR
Lukoil Serbia, RS
Lukoil Ukraine, UA
OMD, PL
OMV, RS
OST-Power
Corporation, AL
Prazska energ., CZ
Progas (Progas
Germany), SK
Romgaz, RO
RWE Transgas, CZ
Siberian Coal
Energy Company
(SUEK), RU
SE, SK (Enel Italy)
Slovnaft, SK
SSE, SK (EDF France)

Transelectrica, RO
Transpetrol, SK
UkrGazDobycha, UA

Target Sectors & Relevant References [3/4]

Public Administration

American Embassy, AL
Boarder Guard, PL
Czech Post, CZ
Eurasian Patent Organization, RU
Magyar Post, HU
Ministry of Agriculture, AL
Ministry of Agricult., CZ
Ministry of Constr., TR
Ministry of Economy and Finance, RO
Ministry of Education, AL
Ministry of Education, SK
Ministry of Environment, PL
Ministry of Finance, MD
Ministry of Finance, PL
Ministry of Health, BG
Ministry of Information Development, MD
Ministry of Integration, AL
Ministry of Interior, CZ
Ministry of internal affairs, AL
Ministry of Local Development, CZ
Ministry of Science, RS

Ministry of Public Works Transport & Telecommunication, AL
Ministry of Social Affairs
World Bank Project SSDP
ORF, AT
Polish Police, PL
Post Slovenia, SI
Prime Ministry GOVNET
Project UNDP, AL
PTT Communications
Srbija, RS
Serbian Government
Slovak Academy of Science, SK
Slovenian Army, SI
Slovenian Railways
State Fund of Agriculture, BG
WKÖ, AT

Trade and Retail

A&D Pharma, RO
Auchan, PL
Banana-Mama, RU
bauMax, AT
Campari, DE
Danone, RU
DHL, RU
Direct Trade, RS
DM Drogerie, AT
Gintash Alb, AL
Hornbach, CZ
Kraft Jacobs, DE
LandesLeasing
sh.p.k, AL
Lindt, CH
Megatech TEQE Group, AL
METRO Cash&Carry, SK
Metro, HR
M.video, RU
Nestlé, CH
OBI, CZ
OBI, PL
Pfeiffer, AT
Pharmacy net 36,6, RU
REWE, DE

Sportmaster, RU
Zielpunkt, AT

Target Sectors & Relevant References [4/4]

Aerospace and Defense Industries

Airport Anapa, RU
Airport Prague, CZ
Airport Vnukovo, RU
Army of Serbia, RS
German
Army, DE
EADS, DE
Eurocopter, DE
Kayser-Threde, DE
LETISKO Zilina
(Airport Zilina), SK
Lufthansa, AL
Ministry of
Defense, CZ
Ministry of
Defense, MK
Ministry of Defense, SK

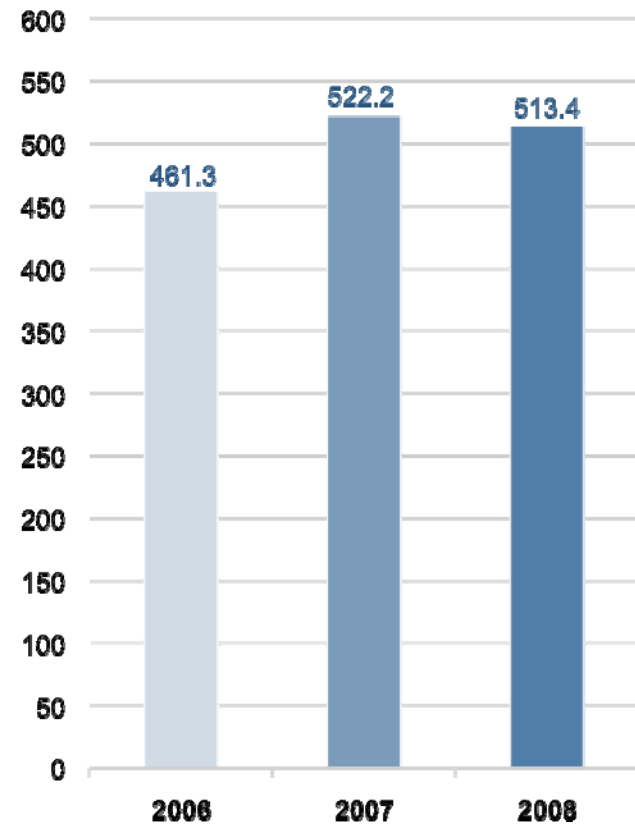
Higher customer satisfaction despite the difficult economic background

- Overall customer satisfaction improved from 2.3 in 2008 to 2.2 in 2009 (scale from 1 = totally satisfied to 6 = totally unsatisfied)
- Expertise and reliability most important values clients appreciate
- Above IT industry average regarding price-performance proposition
- Service delivery and the availability of S&T's contact persons rated as exceptionally high
- S&T's new offering portfolio and strategic focus areas are well received by clients
- S&T's positioning as a Business Innovation and Transformation Partner (BITP) corresponds with the investment priorities of the customers, encompassing:
 - IT Strategy and Processes
 - Security, Network and Connectivity Solutions
 - Storage Solutions

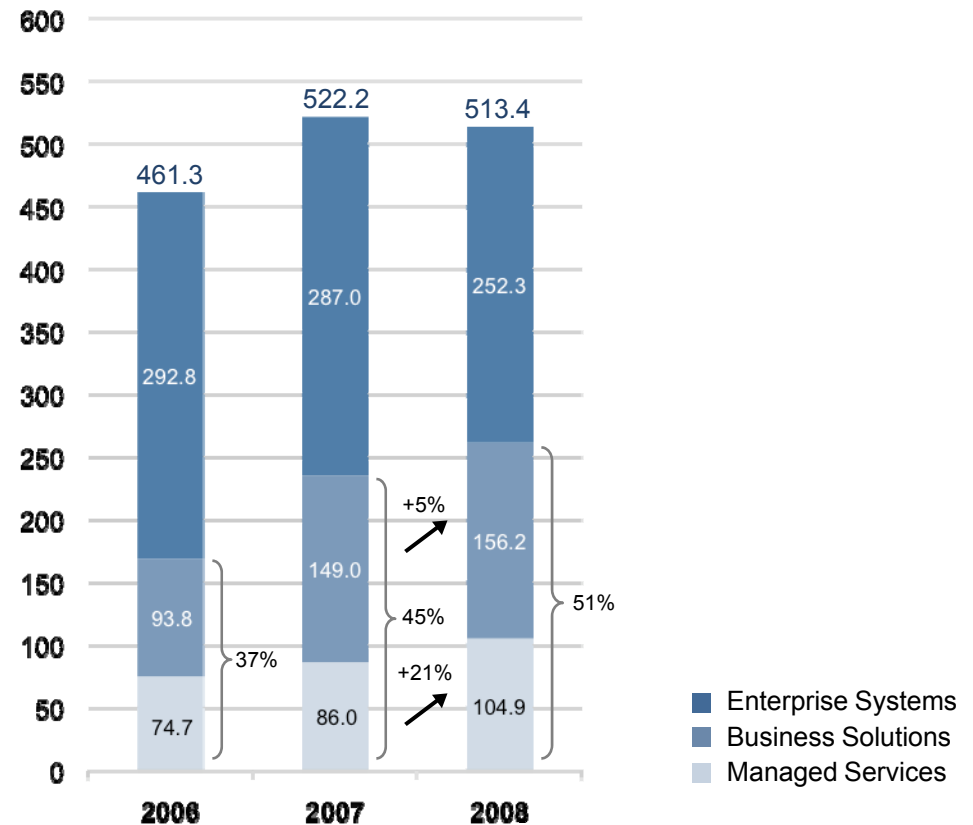
Key Data



Total Sales
(in million EUR)



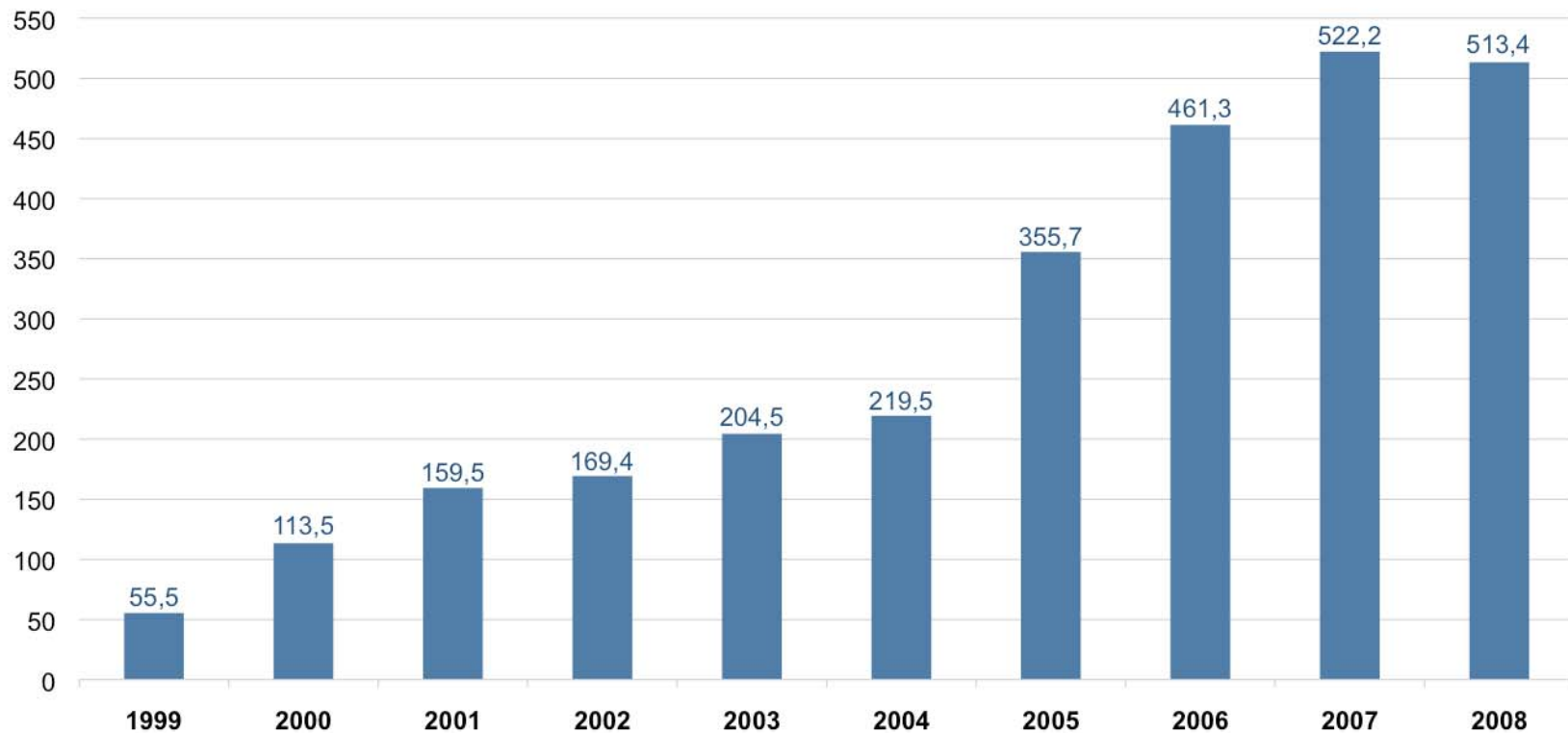
Sales per Business Area
(in million EUR)



Sales in 10-year overview

Total Sales

(in million EUR)



Sales per Industry 2008

(in %)

6% Utilities

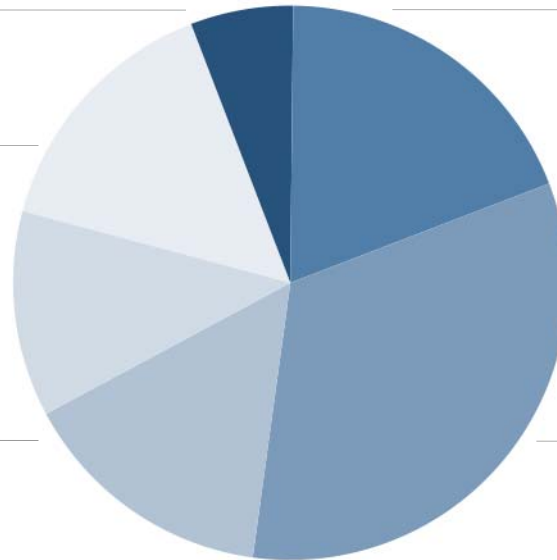
15% Telecommunications

12% Public Administration

15% Trade

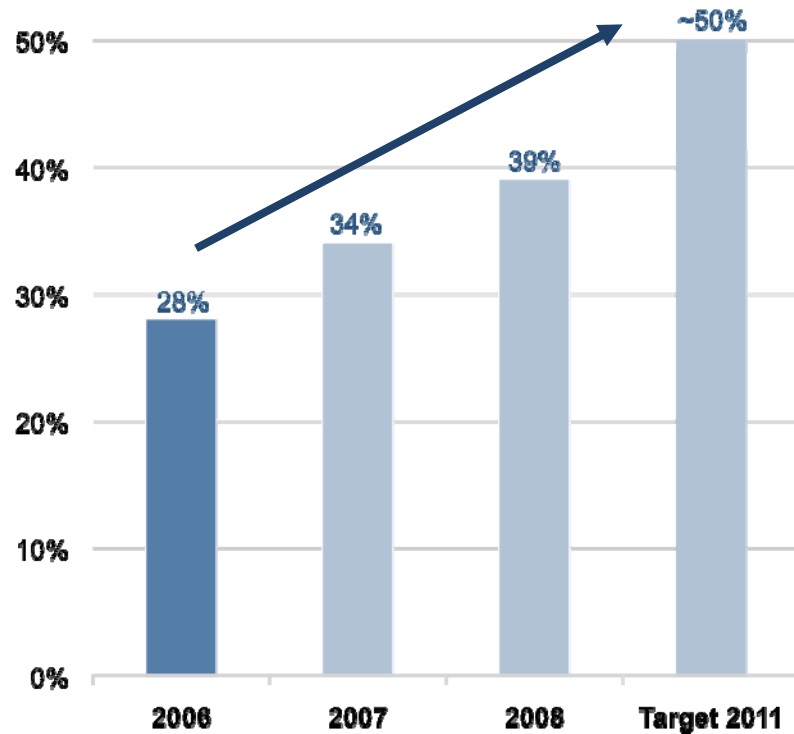
19% Financial Services

33% Manufacturing



Services and Solutions Driving growth and margins

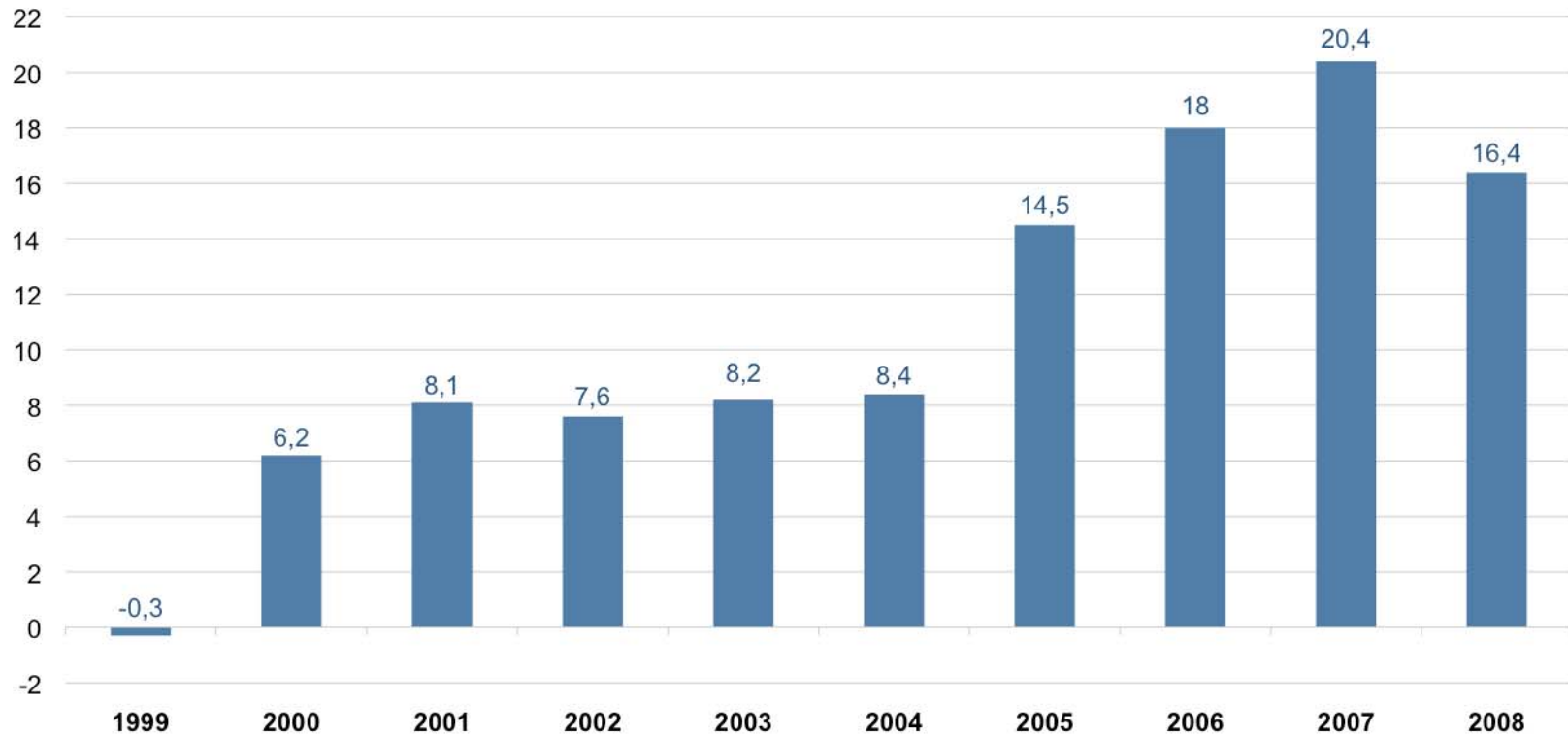
Development of Gross Margin



EBITDA in 10-year overview

EBITDA

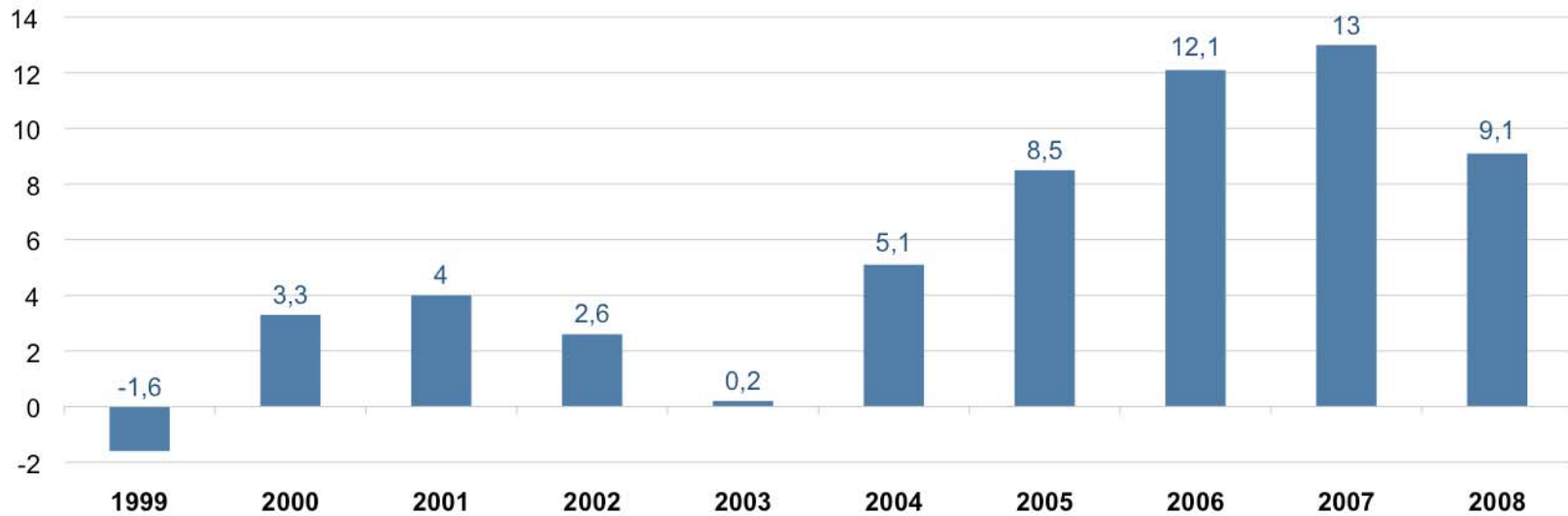
(in million EUR)



EBIT in 10-year overview

EBIT

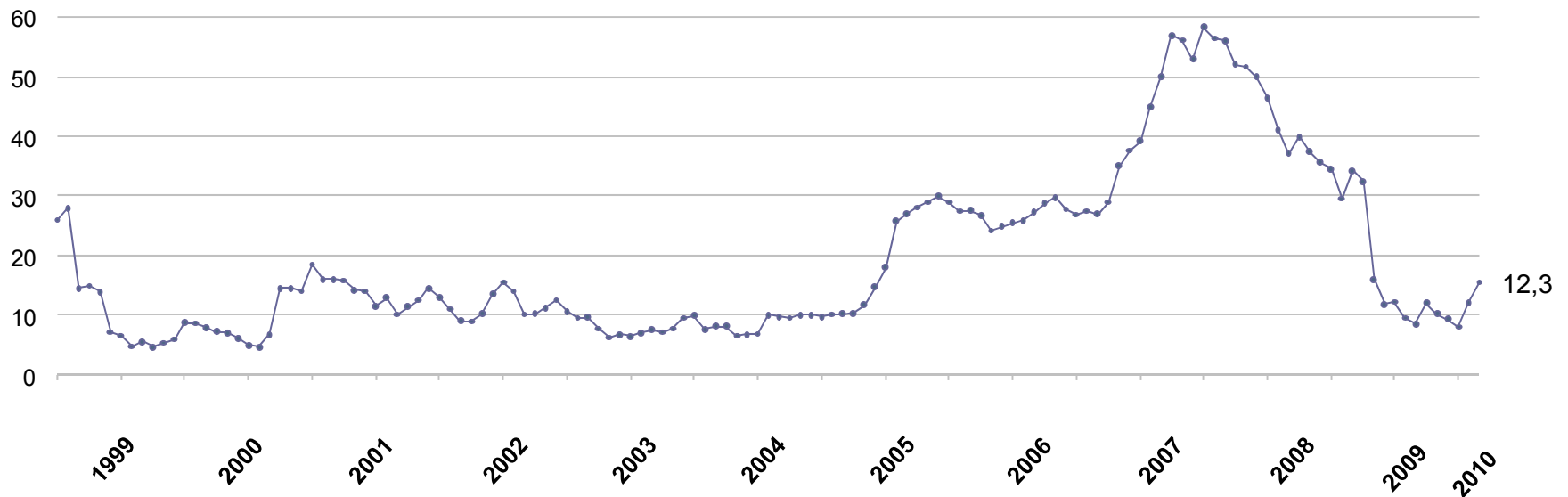
(in million EUR)



Share Price (in euros)

Share price development since IPO in July 1998

At: January 28, 2010



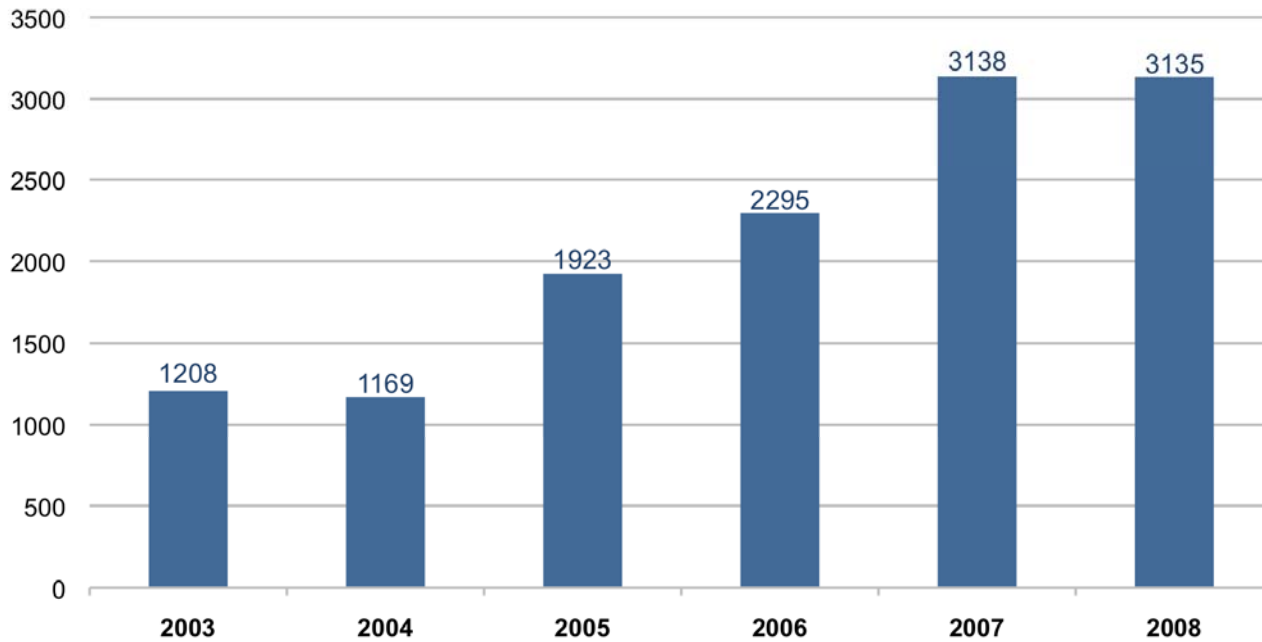
EASDAQ (European Association of Securities Dealers
Automated Quotation) Brussels

Börse Wien

Share – Key Figures

	2006	2007	2008
Market Capitalization in EUR millions	139.9	166.7	31.5
Number of Shares at End of Year	3,568,655	3,585,017	3,585,017
Share Price at End of Year in EUR	39.20	46.50	8.80
High in EUR	39.20	59.20	46.20
Low in EUR	24.90	39.00	8.80
Profit per share in EUR (diluted)	1.89	1.03	(0.05)
Widespread Shareholdings	56%	46%	34%

Number of Employees (in FTE*)



S&T Group – Overview of Results

(in million EUR)

	2006	2007	2008
Sales revenues	461.3	522.2	513.4
EBITDA	18.0	20.4	16.4
Earnings before interest and tax (EBIT)	12.1	13.0	9.1
Pre-tax profit	10.5	7.9	1.7
Annual profit / net profit	6.8	3.8	(0.3)
Diluted profit per share in EUR	1.89	1.03	(0.05)
Shareholders' equity	46.7	49.4	46.8
Balance sheet total	235.0	266.0	255.5
Net financial debt	26.8	52.0	55.2
Net financial debt to balance sheet total ratio	11.4%	19.5%	21.6%
Number of employees at end of year	2,295	3,138	3,135

S&T stability factors will ensure successful corporate development despite the economic crisis:

- **Optimal customer portfolio**

- Customer risks are spread across 2000 large and medium-sized businesses
 - The largest customers generate a maximum of 5% of total sales

- **Considerable sector diversification**

- Customers come from a diverse range of industry sectors, such as manufacturing, retailing, financial services, telecommunications, utilities and public administration

- **Internationally active**

- Subsidiaries in 21 countries and in different economic regions

- **Strong market position**

- S&T is one of the top 5 providers in almost all its countries

- **Optimized resources and skills management**
Between countries and within the Infrastructure Solutions and Business Solutions business units
- **Stringent risk and demand management**
- **Stringent cost management**
For operational costs and investments
- **Company is financed with attractive conditions in the mid-term**
- **New corporate structure promotes core business**

Economic researchers are forecasting an upturn in the economic and capital market conditions by the second half of 2010.

The S&T Group will stay on its path of growth:

- **Organic growth and acquisitions in the Business Solutions and Managed Services areas**
- **Market-related growth in the business area Enterprise Systems, together with profitability improvements**
- **Sustainable improvement of the EBIT**

Retention of existing geographical focal points and alignment to the existing industry sectors.

Disclaimer

The information presented in this report describes the situation for S&T as of 26th February 2009.

This report contains certain statements oriented towards the future. These future-oriented statements contain assessments made by the management, known and unknown risks, uncertainties and other factors that may lead to the actual results, financial situation, performance or achievements of S&T, or the sector, differing considerably from any results, performances or achievements predicted or implied by such future-oriented statements. Such factors include: competition from other organizations, changes in operating expenditure, development and successful integration of acquired companies, recruitment of qualified personnel and the binding of such personnel to the company, uncertainties resulting from business carried out by S&T outside Austria, negative developments in legal and tax conditions, negative developments in government and economic policy, unrest, acts of God, acts of war and all other factors taken into consideration in this report. Investors are advised, in light of these uncertainties, to judge such future-oriented statements for themselves. S&T takes no responsibility, either expressly or implied, for the correctness or the completeness of any information contained in this report based on future-oriented statements, or for any opinions or assessments. S&T does not accept any responsibility for adjusting such future-oriented statements in the future in order to take account of future events or developments. S&T, and persons acting in the name of S&T, do not accept any responsibility in conjunction with the use of this report or the information contained therein. This report is neither a public offer for, nor an invitation to subscribe to, S&T securities.

Thank You!

